

LITTLE

RIVER

PATTERNS

SUNDAY

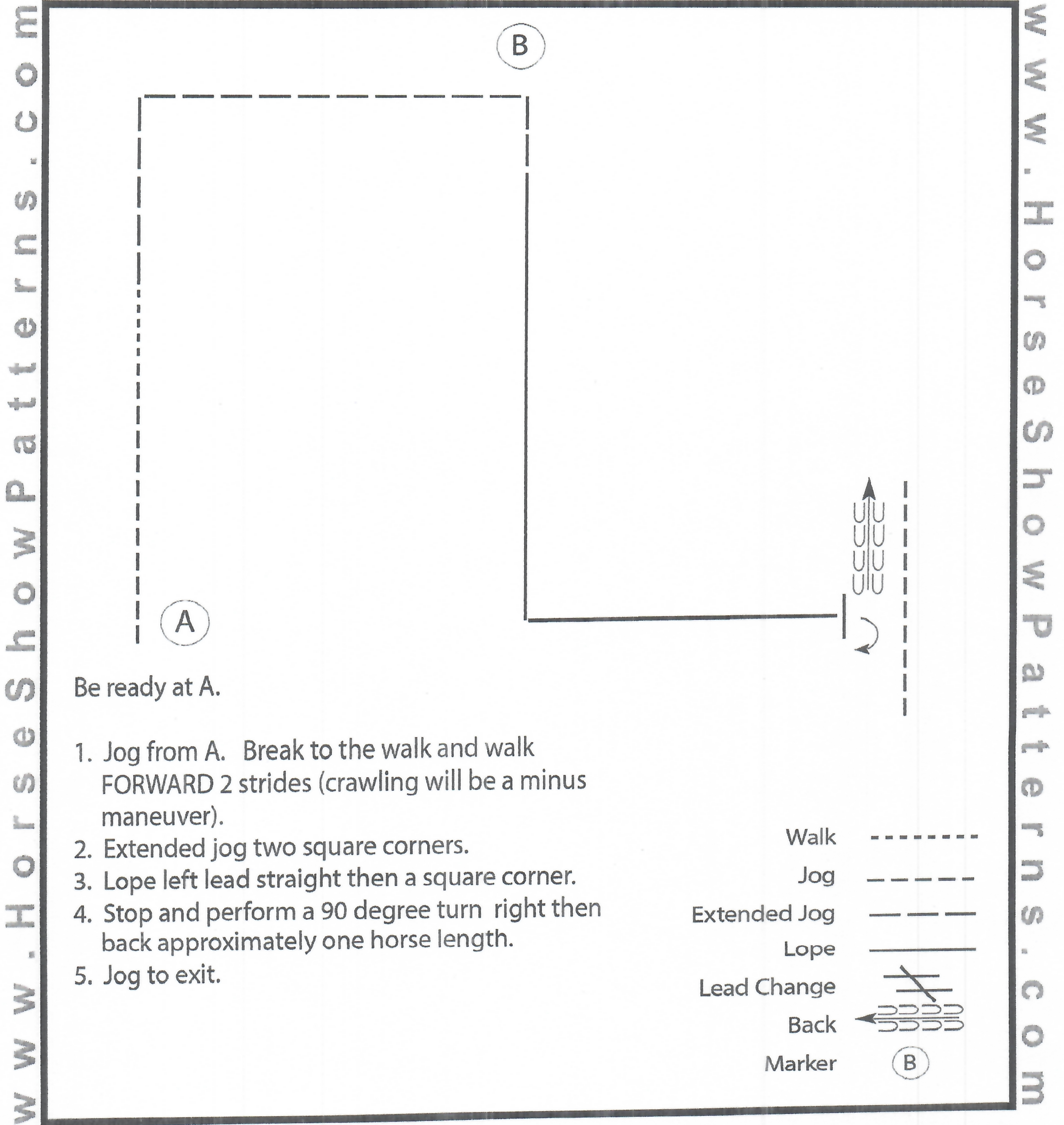
JULY 27

SUNDAY

Little River Circuit

Western Horsemanship (Western Horsemanship level 1 , stock horse)

Show Date: 07/27/25



[WH/1-120]

Pattern Provided by:

Judges

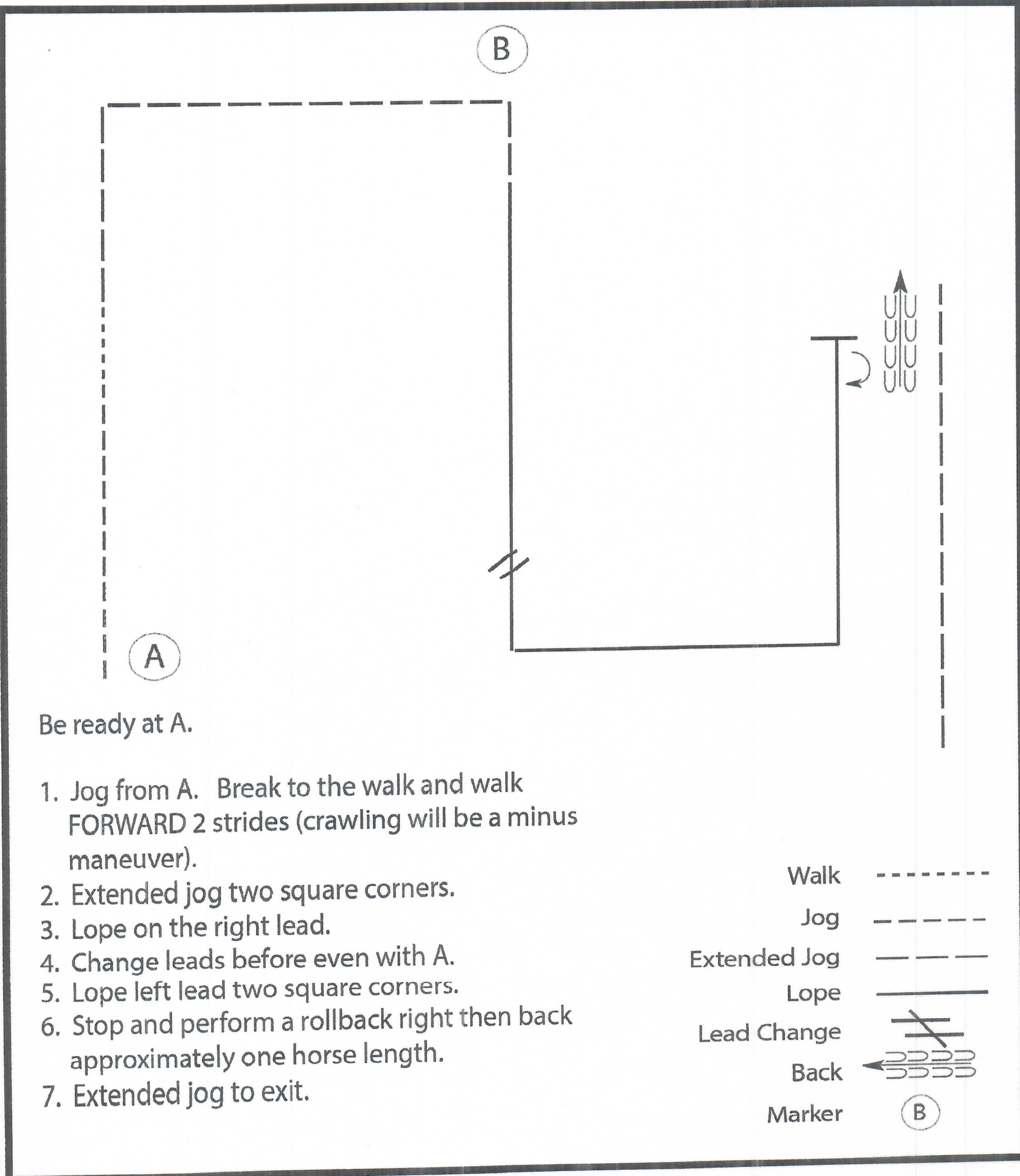
SUNDAY Little River Circuit

Western Horsemanship (Western Horsemanship Youth, am., select)

Show Date: 07/27/25

www.HorseShowPatterns.com

www.HorseShowPatterns.com



Be ready at A.

1. Jog from A. Break to the walk and walk FORWARD 2 strides (crawling will be a minus maneuver).
2. Extended jog two square corners.
3. Lope on the right lead.
4. Change leads before even with A.
5. Lope left lead two square corners.
6. Stop and perform a rollback right then back approximately one horse length.
7. Extended jog to exit.

Walk	-----
Jog	- - - - -
Extended Jog	— — — —
Lope	—————
Lead Change	
Back	
Marker	

[WH/3-120]

Pattern Provided by:

Judges

SUNDAY ^{SUN} Little River Circuit

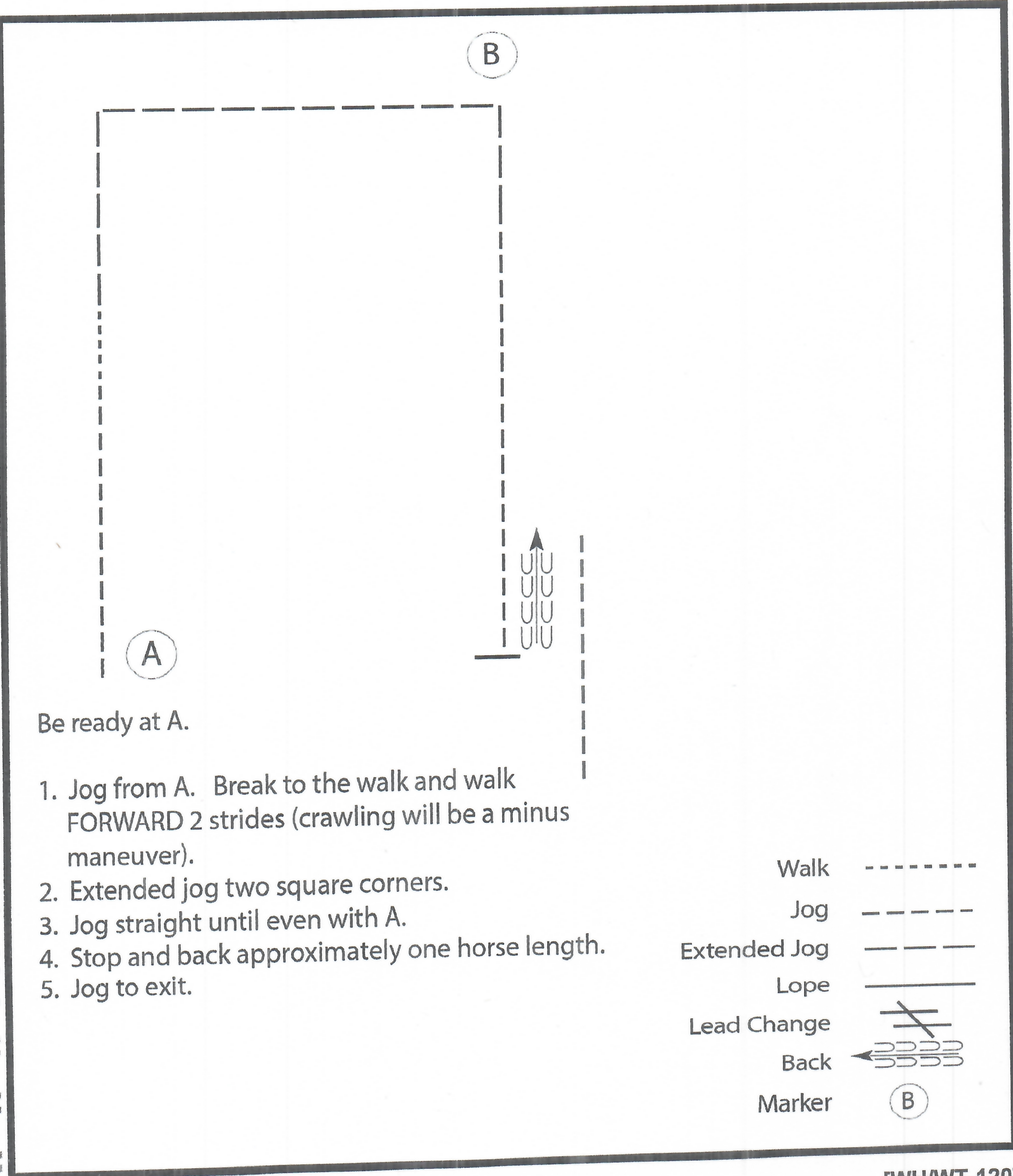
Rob Meneely

Western Horsemanship (Western Horsemanship W/T all w/t)

Show Date: 07/27/25








W W W . H O R S E S H O W P A T T E R N S . C O M

W W W . H O R S E S H O W P A T T E R N S . C O M



Be ready at A.

1. Jog from A. Break to the walk and walk FORWARD 2 strides (crawling will be a minus maneuver).
2. Extended jog two square corners.
3. Jog straight until even with A.
4. Stop and back approximately one horse length.
5. Jog to exit.

- Walk 
- Jog 
- Extended Jog 
- Lope 
- Lead Change 
- Back 
- Marker 

[WH/WT-120]

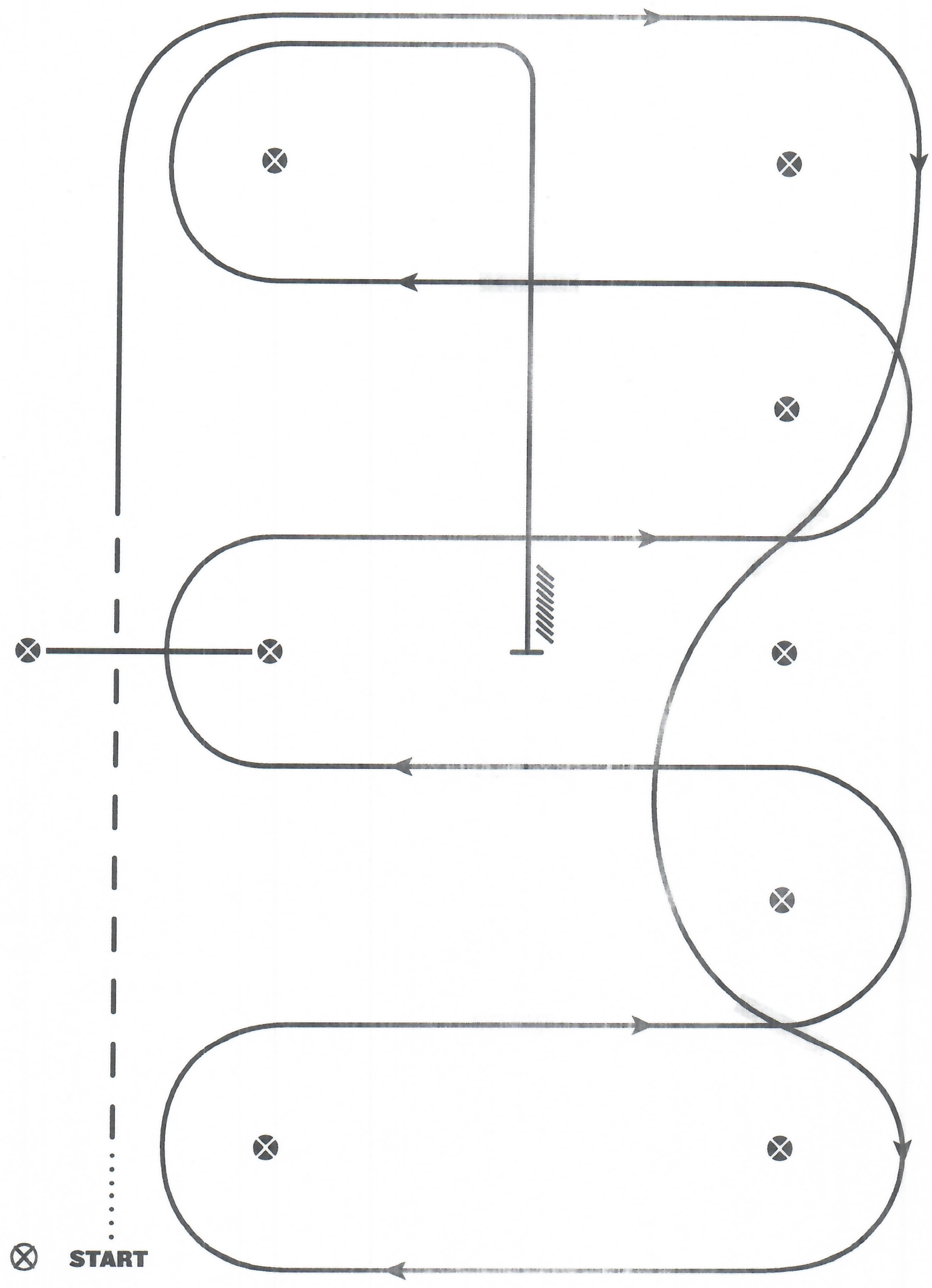
Pattern Provided by:
Judges

LEVEL I WESTERN RIDING PATTERN 6

LEGEND

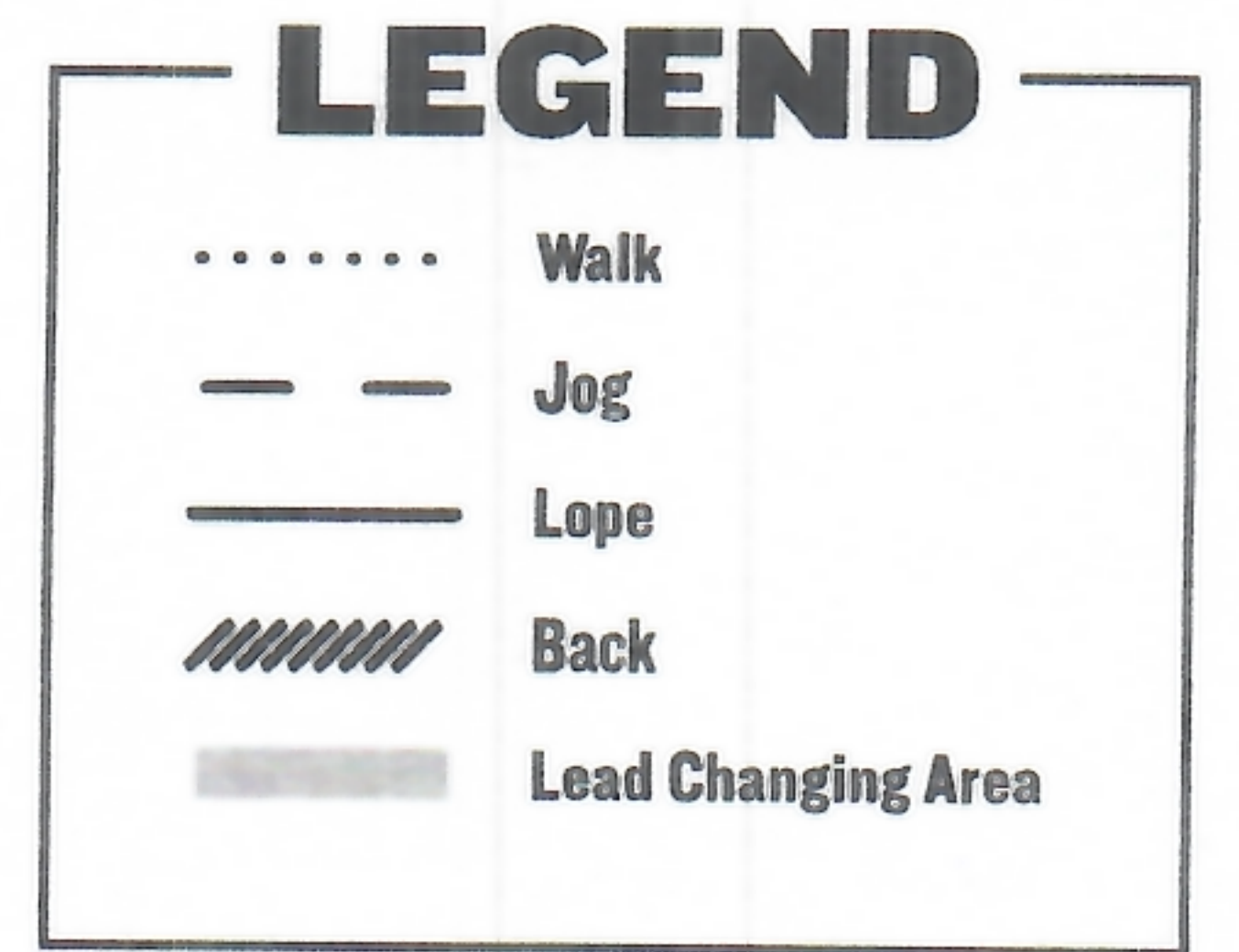
.....	Walk
- - -	Jog
————	Lope
///////	Back
▬▬▬▬	Lead Changing Area

SUNDAY
 L-1 GREEN
 L-1 AMATEUR
 L-1 YOUTH

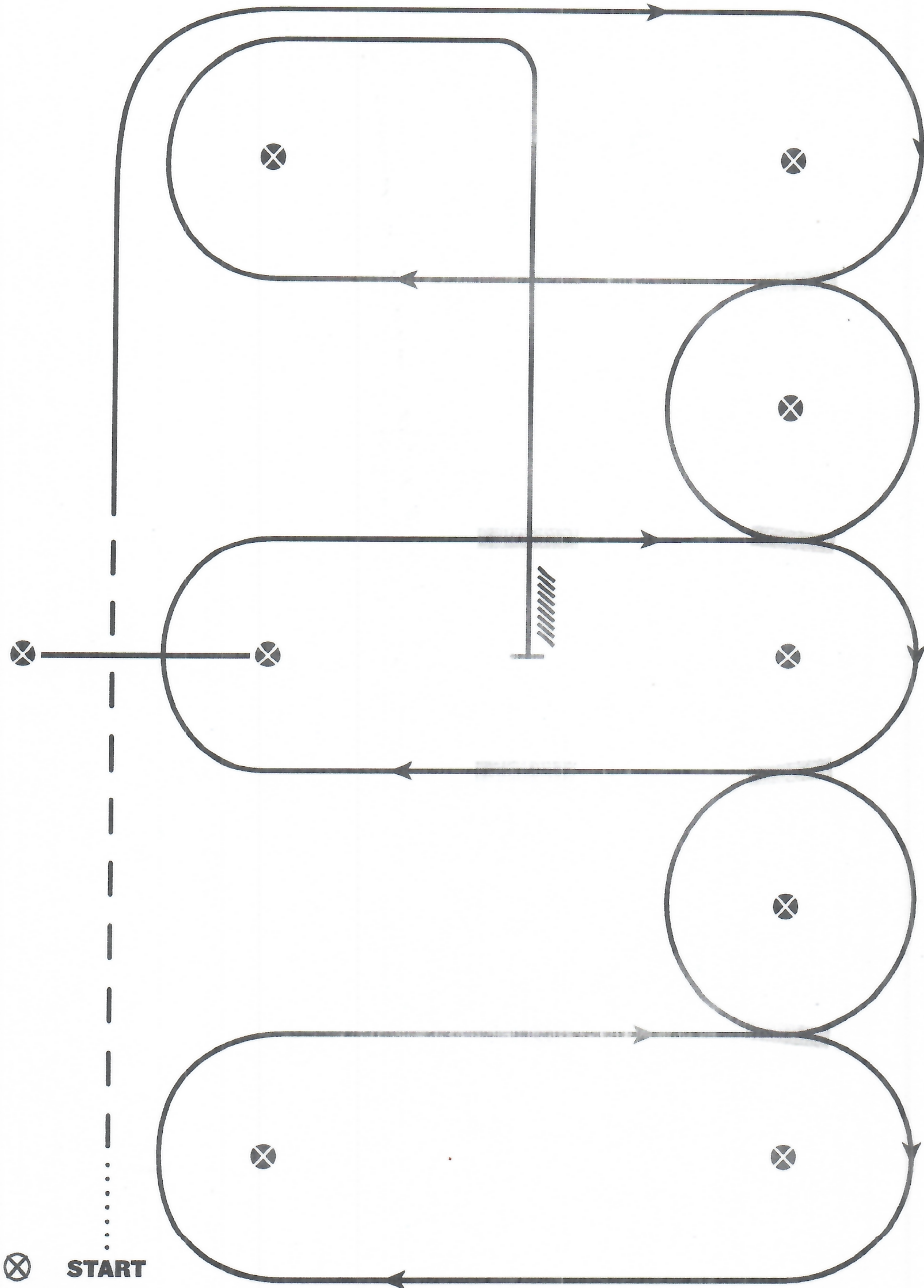


1. Walk at least 15 feet from start cone to the first marker, transition to jog, jog over log.
2. Transition to the lope right lead & lope around end
3. First line change
4. Second line change, lope around the end of arena
5. First crossing change
6. Second crossing change
7. Lope over log
8. Third crossing change
9. Fourth crossing change
10. Lope up the center, stop & back

WESTERN RIDING - PATTERN 6



SUNDAY
 AMATEUR
 YOUTH
 ALL AGES-
 OPEN



1. Walk at least 15 feet from start cone to the first marker, transition to jog, jog over log
2. Transition to the lope right lead & lope around end
3. First line change
4. Second line change
5. Third line change
6. Fourth line change lope around the end of arena
7. First crossing change
8. Second crossing change
9. Lope over log
10. Third crossing change
11. Fourth crossing change
12. Lope up the center, stop & back

SUNDAY

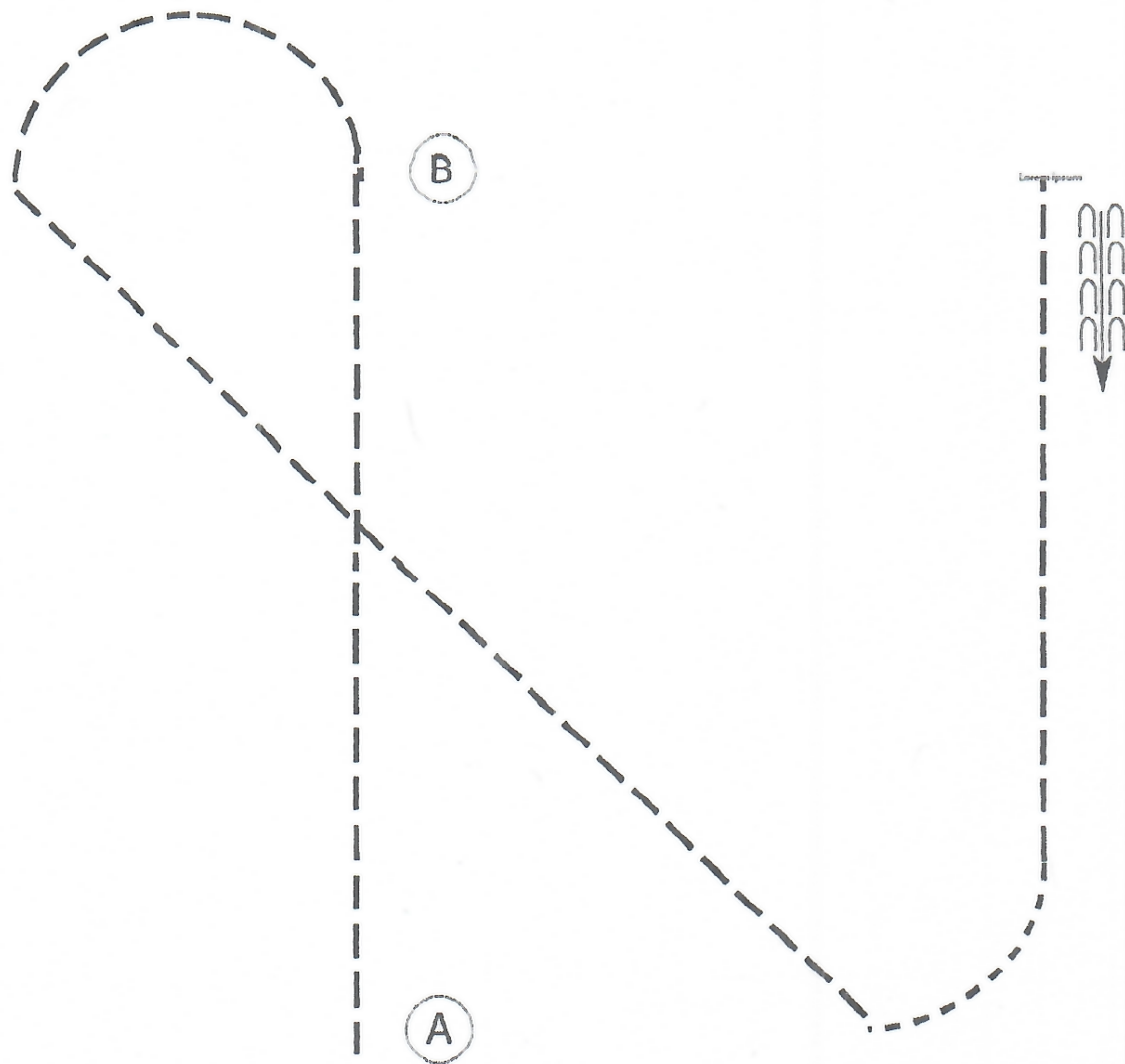
Little River Circuit

Hunt Seat Equitation (Hunt Seat Eq all walk trot and stock horse w/t)

Show Date: 07/27/25

www.HorseShowPatterns.com

www.HorseShowPatterns.com



Be ready at A.

1. Posting trot right diagonal to B and in half circle.
2. Change diagonals and trot on the diagonal.
3. Walk with FORWARD motion in a quarter circle (crawling will be a minus maneuver).
4. Posting trot on the left diagonal until even with B.
5. Stop and back 4 steps. Pattern is complete.

Walk	-----
Trot	- - - - -
Extended Trot	— — — — —
Canter	—————
Leg Yield	
Lead Change	— / —
Back	←←←←←
Marker	Ⓚ
Sidepass	← - - - - ←
Hand Gallop	— — — — —

[HSE/WT-114]

Pattern Provided by:

Judges

SUNDAY

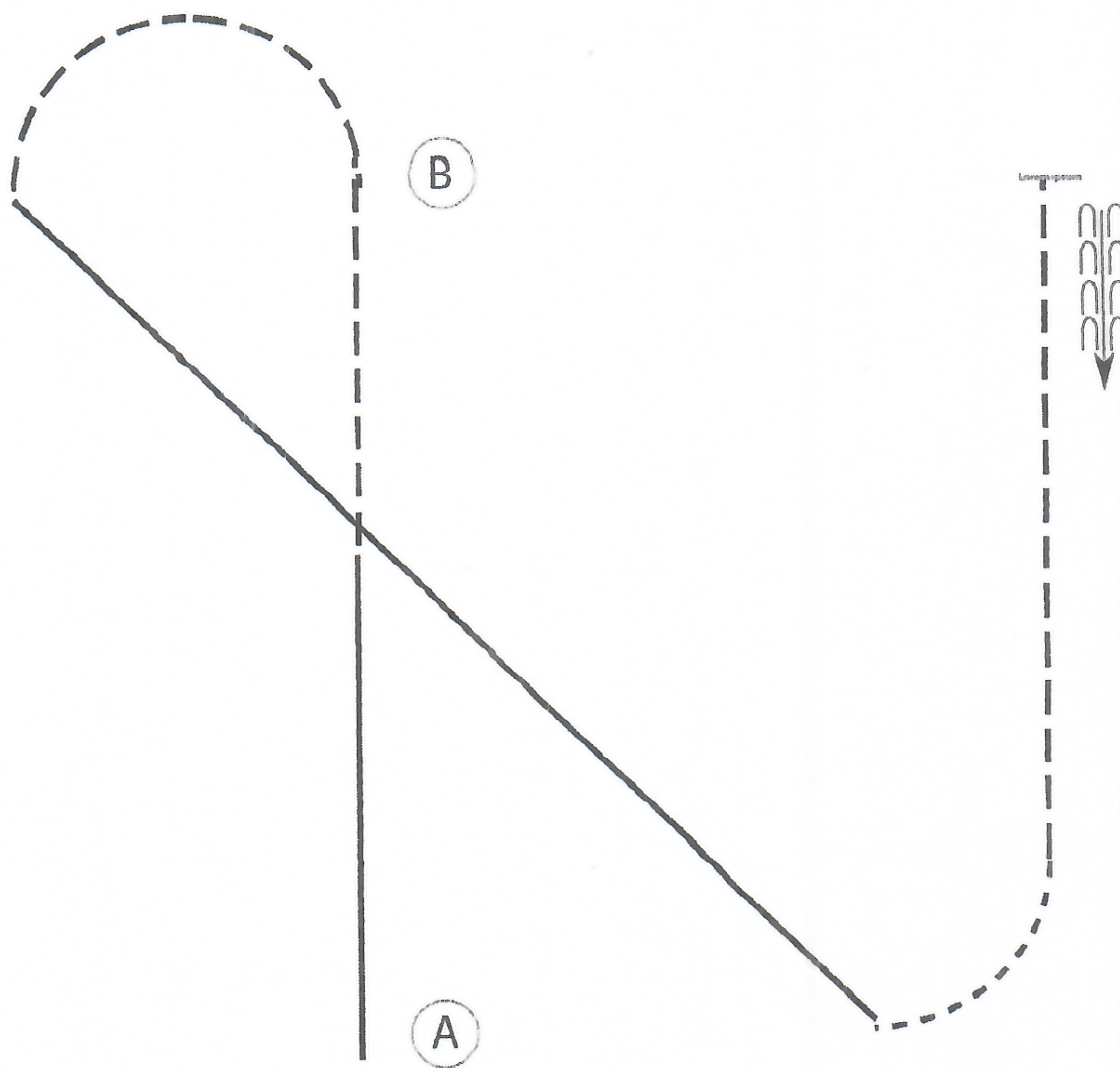
Little River Circuit

Hunt Seat Equitation (Level 1 Hunt Seat Eq Stock horse)

Show Date: 07/27/25

W W W . H O R S E S H O W P A T T E R N S . C O M

W W W . H O R S E S H O W P A T T E R N S . C O M



Be ready at A.

1. Canter left lead to center of pattern.
2. Posting trot right diagonal in half circle.
3. Canter on the left lead until even with A.
4. Walk with FORWARD motion in a quarter circle (crawling will be a minus maneuver).
5. Posting trot on the left diagonal until even with B.
6. Stop and back 4 steps. Pattern is complete.

Walk	-----
Trot	- - - - -
Extended Trot	- - - - -
Canter	—————
Leg Yield	
Lead Change	///
Back	←←←←←
Marker	(B)
Sidepass	←←←←←
Hand Gallop	-----

[HSE/1-114]

Pattern Provided by:

Judges

SUNDAY

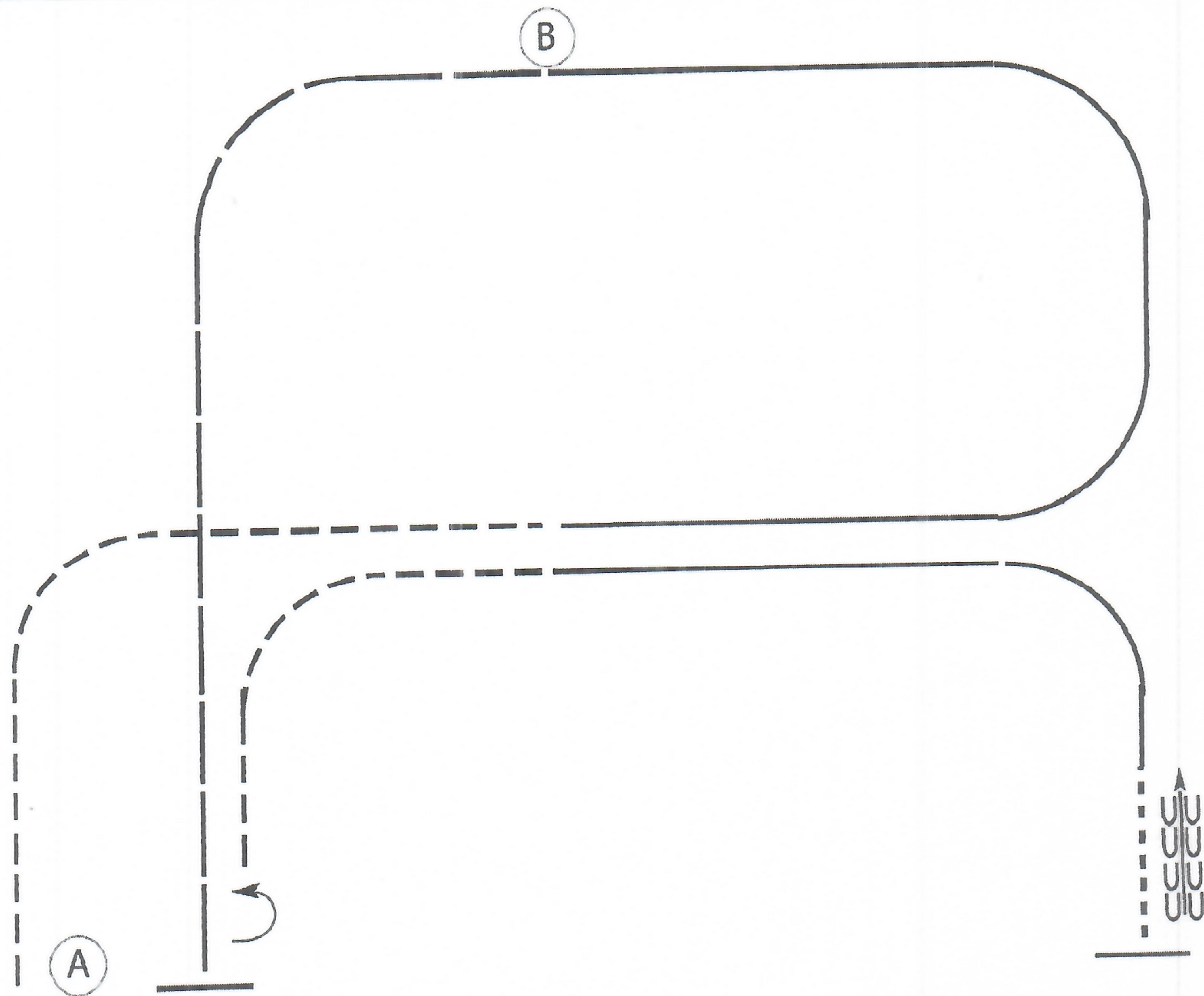
Little River Circuit

Hunt Seat Equitation (Hunt Seat Eq. Youth, Am. , Select)

Show Date: 07/27/25

W W W . H O R S E S H O W P A T T E R N S . C O M

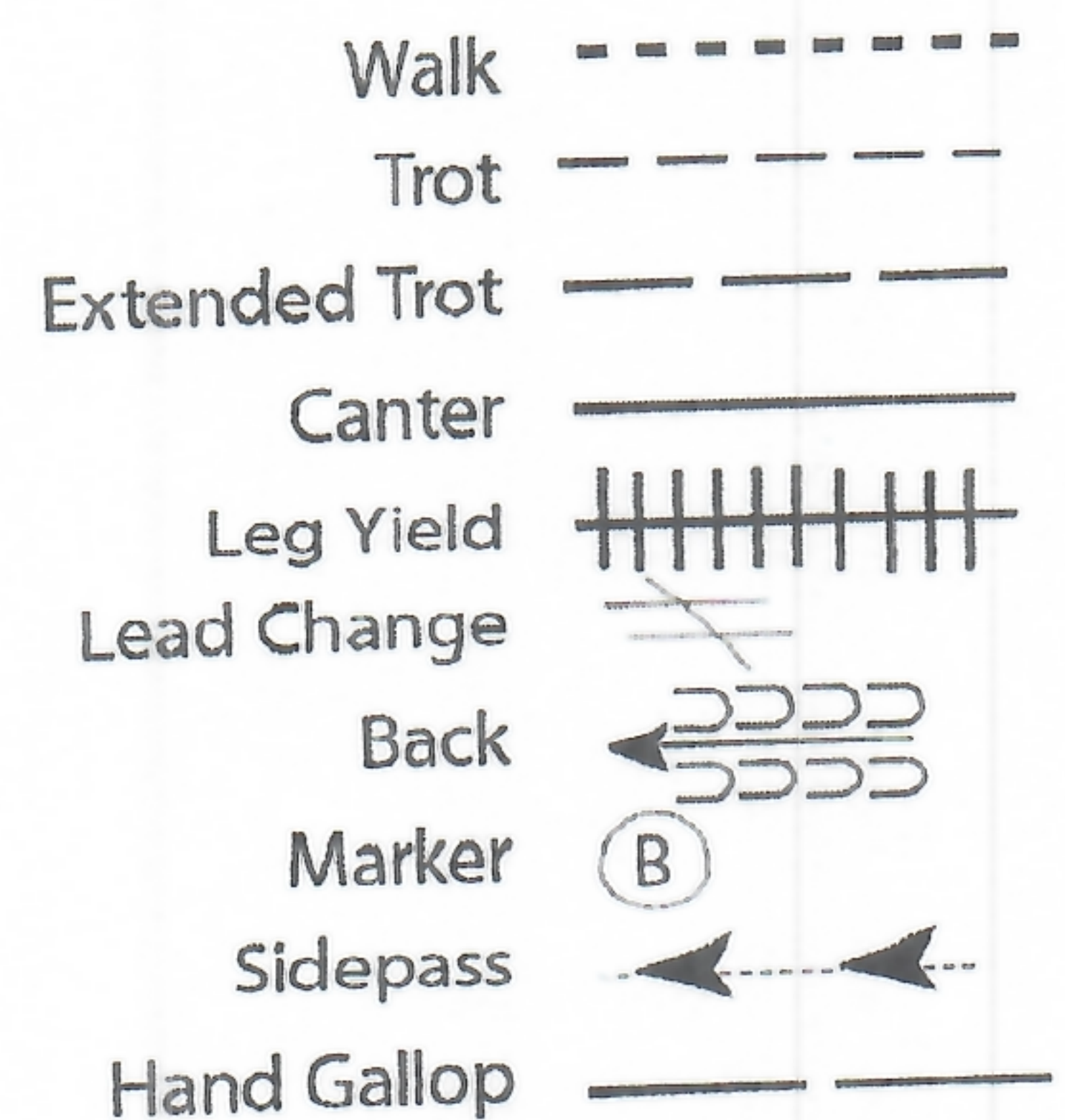
W W W . H O R S E S H O W P A T T E R N S . C O M



Be ready at A.

1. Trot on the left diagonal to center of pattern.
2. Canter on the left lead to B.
3. Hand gallop until even with A and stop.
4. Perform a 180 degree turn on the forehand to the left to change direction.
5. Sitting trot to center of pattern.
6. Canter on the right lead around corner.
7. Forward walk until even with A.
8. Stop and back.

Pattern is complete.



[HSE/3-115]

Pattern Provided by:

Judges