

7/25/2026

SATURDAY

PATTERNS

LITTLE RIVER CIRCUIT

AQHA & STOCKHORSE

Classes

Senator Bob Martin Ag

Center

Williamston, NC

SATURDAY

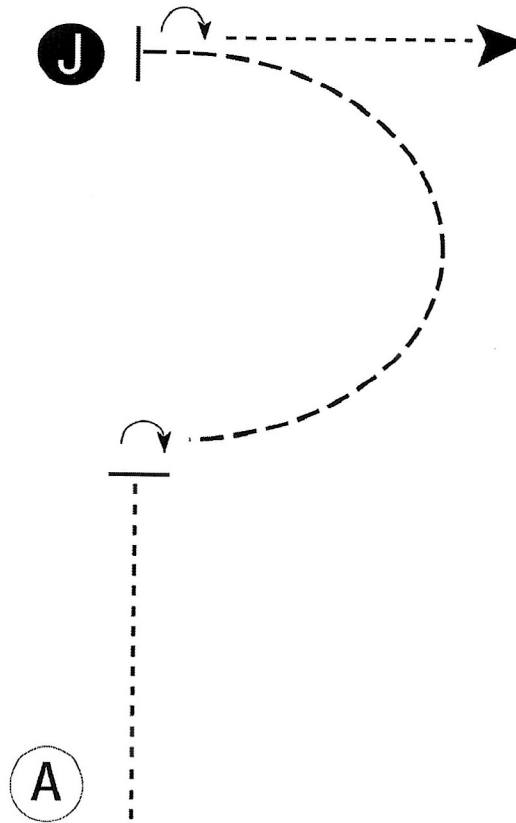
Horse Show Patterns

Showmanship (Walk Trot) & SMALL-FRY

Show Date:

www.HorseShowPatterns.com

www.HorseShowPatterns.com



Be ready at A.

1. When acknowledged, walk half the distance to Judge.
2. Stop and perform a 1/4 turn.
3. Trot in a half circle to Judge.
4. Stop and set up for inspection.
5. When dismissed, perform a 1/2 turn and walk straight away from Judge.

Follow the instructions of your ring steward.

| | |
|--------|-----------|
| Walk | ----- |
| Trot | - - - - - |
| Back | ← |
| Marker | ⓑ |
| Judge | ● |

[S/WT-80]

Pattern Provided by:

Judges

SATURDAY

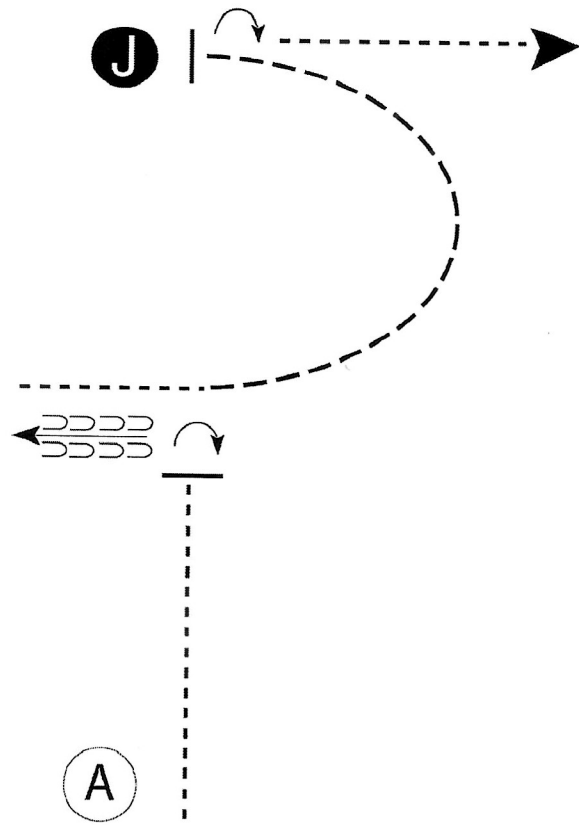
Horse Show Patterns

Showmanship (All Novice)

Show Date: **ROOKIE & STOCKHORSE**

www.HorseShowPatterns.com

www.HorseShowPatterns.com



Be ready at A.

1. When acknowledged, walk half way to Judge.
2. Stop and perform a 1/4 turn.
3. Back approximately one horse length.
4. Walk until even with Judge.
5. Trot in a half circle to Judge.
6. Stop and set up for inspection.
7. When dismissed, perform a 1/2 turn and walk straight away from Judge.

| | |
|--------|-----------|
| Walk | ----- |
| Trot | - - - - - |
| Back | ← ㄩㄩㄩㄩ |
| Marker | ⓑ |
| Judge | ⓐ |

Follow the instructions of your ring steward.

[S/1-80]

Pattern Provided by:
Judges

SATURDAY

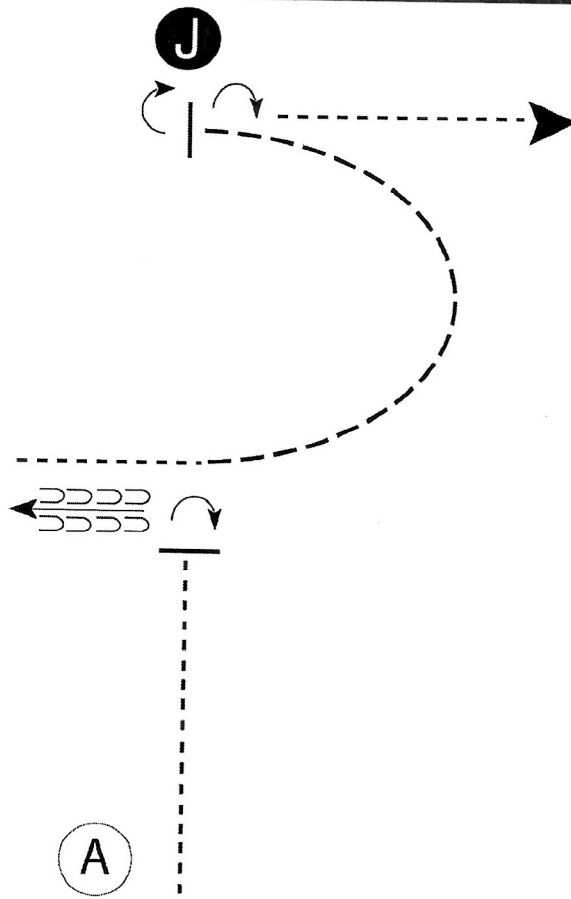
Horse Show Patterns

Showmanship (Youth / Amateur)

Show Date:

www.HorseShowPatterns.com

www.HorseShowPatterns.com



Be ready at A.

1. When acknowledged, walk half way to Judge.
2. Stop and perform a 1/4 turn.
3. Back approximately one horse length.
4. Walk until even with Judge.
5. Trot in a half circle until even with Judge.
6. Perform a 1/4 turn, stop and set up for inspection.
7. When dismissed, perform a 1/4 turn and walk straight away from Judge.

Follow the instructions of your ring steward.

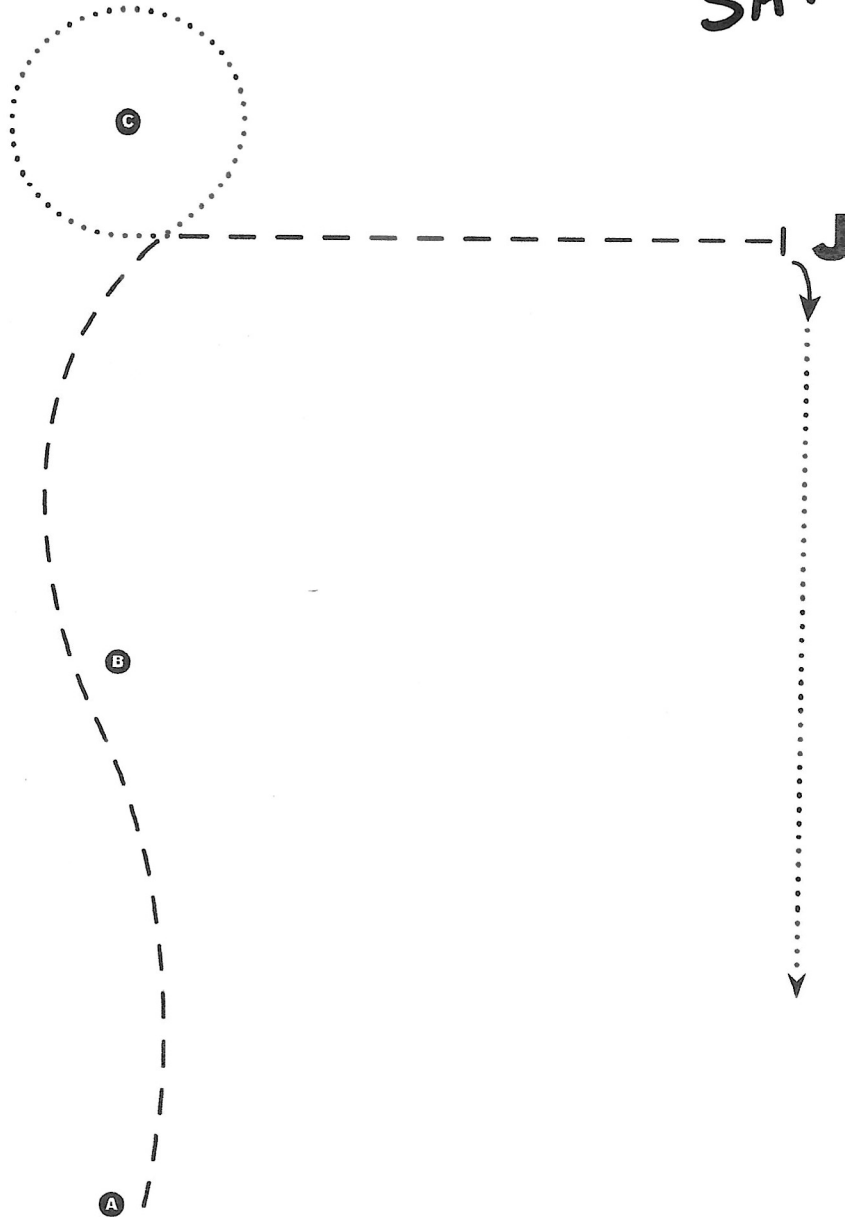
| | |
|--------|-------------|
| Walk | ----- |
| Trot | - - - - - |
| Back | ← ⊃ ⊃ ⊃ ⊃ ⊃ |
| Marker | ⊙ B |
| Judge | ● J |

[S/2-80]

Pattern Provided by:
Judges

**EQUESTRIANS WITH DISABILITIES
SHOWMANSHIP (WALK/TROT-JOG)**

SATURDAY



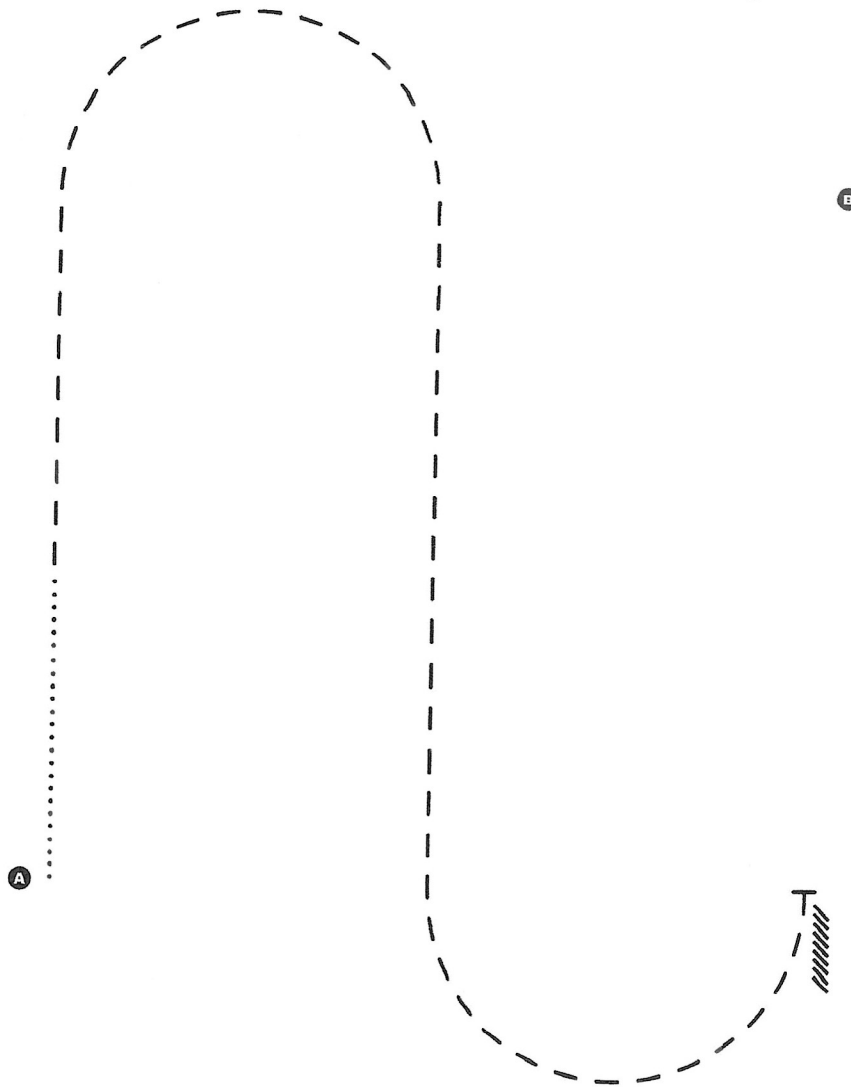
| LEGEND | |
|--------|---------------|
| | Walk |
| | Extended Walk |
| --- | Trot |
| --- | Extended Trot |
| //// | Back |

Be ready at A.

1. When acknowledged, trot from A, around B to C.
 2. Walk a tight circle around C.
 3. Trot to judge.
 4. Stop and set up for inspection.
 5. When dismissed, perform a 90 degree turn and walk away from judge.
- Follow the directions of your ring steward.

**EQUESTRIANS WITH DISABILITIES
HUNT SEAT EQUITATION (WALK/TROT)**

SATURDAY



| LEGEND | |
|--------|-----------------|
| | Walk |
| | Extended Walk |
| - - - | Trot |
| - - - | Extended Trot |
| — — — | Canter |
| — — — | Extended Canter |
| ////// | Back |

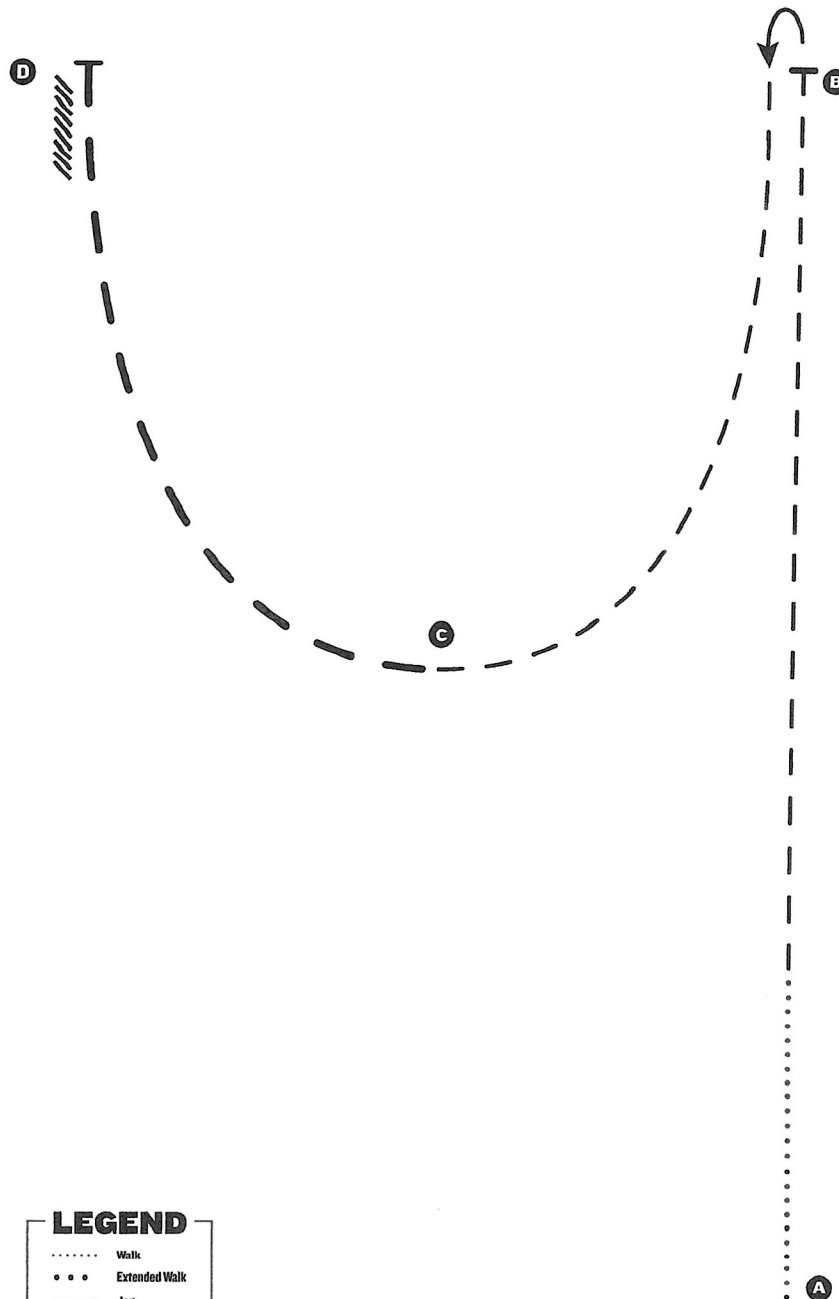
Be ready at A.

1. Walk two horse lengths from A.
2. Trot forward and a half circle on the left diagonal until even with B.
3. Change diagonal and trot straight and then a half circle on the right diagonal until even with A.
4. Stop and back approximately one horse length.

Follow the instructions of your ring steward.

**EQUESTRIANS WITH DISABILITIES
WESTERN HORSEMANSHIP (WALK/JOG)**

SATURDAY



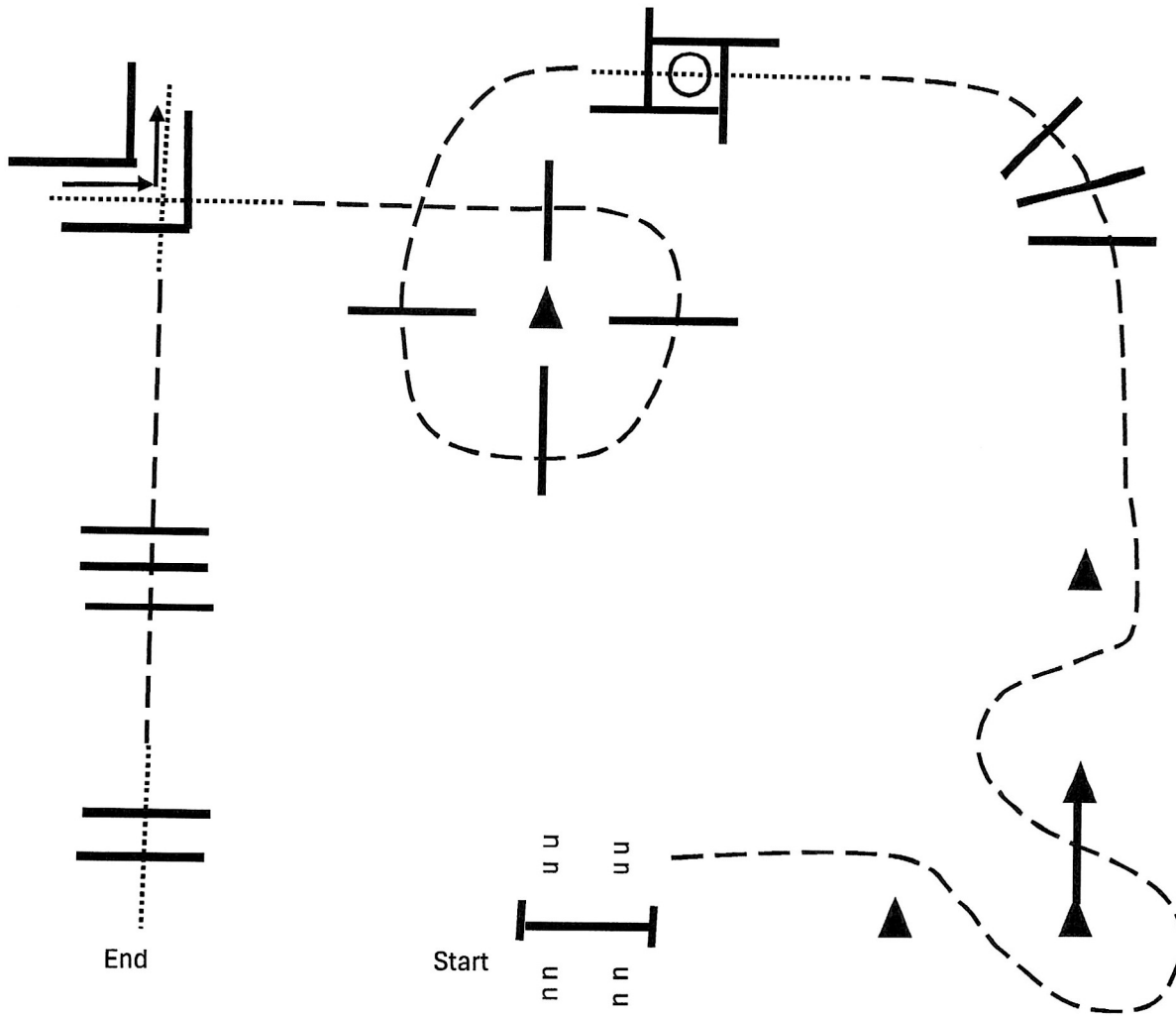
| LEGEND | |
|--------|---------------|
| | Walk |
| | Extended Walk |
| - - - | Jog |
| - - - | Extended Jog |
| ———— | Lope |
| ———— | Extended Lope |
| ////// | Back |

Be ready at A.

1. Walk approximately two strides
2. Jog to B.
3. Stop and perform a 180° turn left.
4. Jog a half circle to C.
5. Extend the jog to D.
6. Stop at D and back approximately one horse length.

Follow the instructions of your ring steward.

SATURDAY

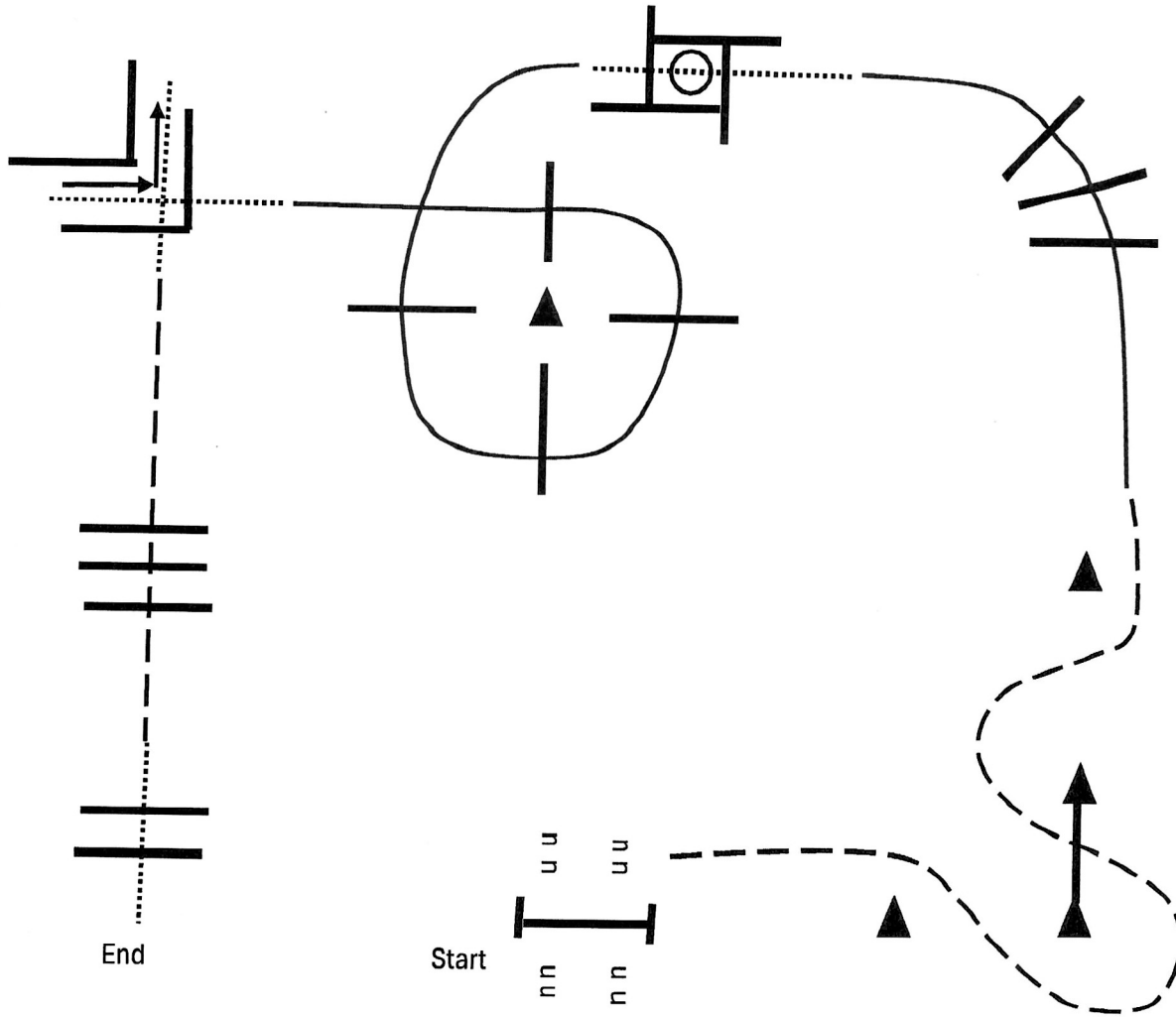


W/T Trail 7-25-2026

STOCKHORSE W/T

- 1. Right Hand Gate
- 2. Jog Serpentine
- 3. Jog Poles
- 4. Walk into Box 360 Walk Out
- 5. Jog Poles
- 6. Walk into Chute Back Around Corner Walk Out
- 7. Jog Poles
- 8. Walk Poles

SATURDAY



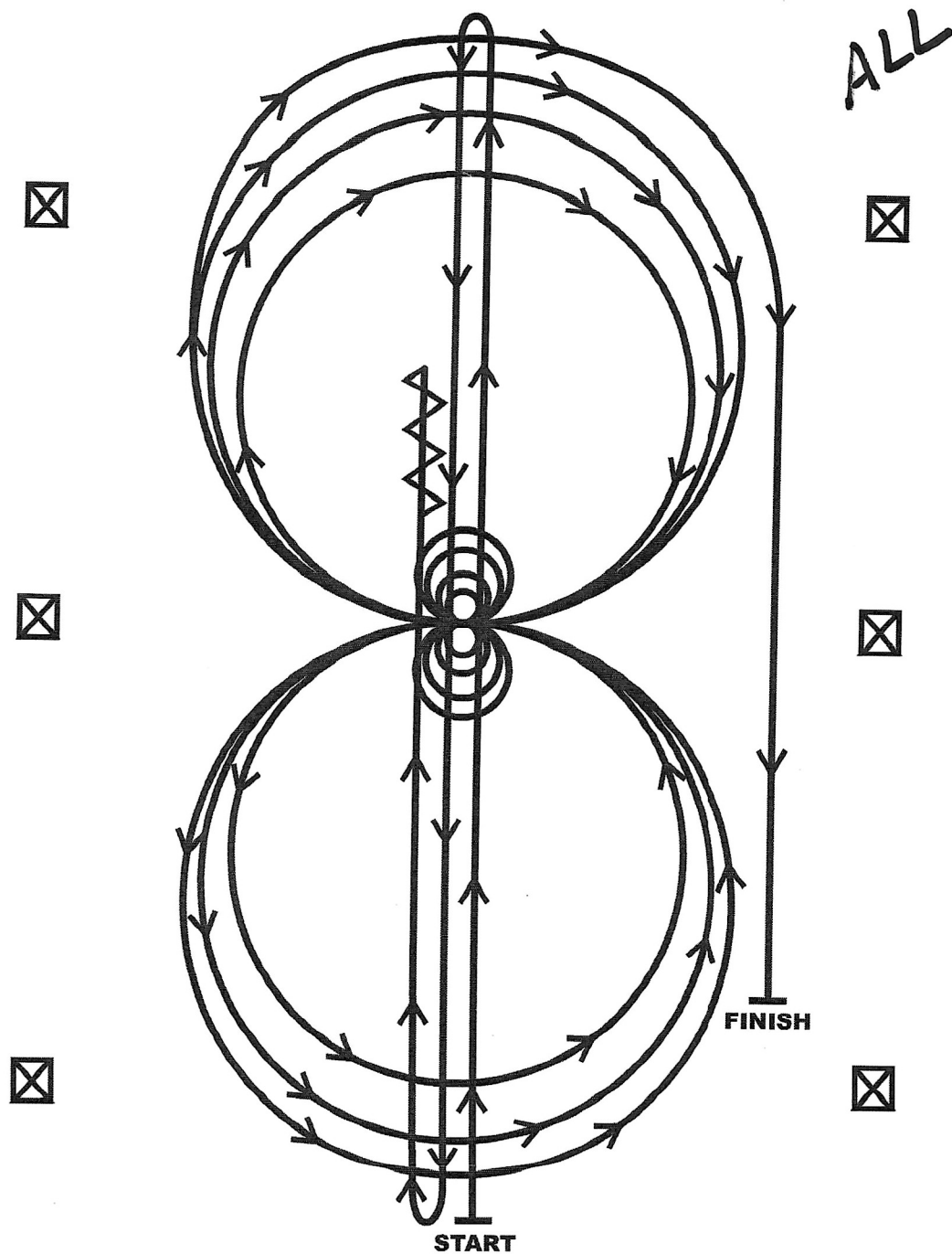
Trail 7-25-2026

STOCKHORSE W/I/L

1. Right Hand Gate
2. Jog Serpentine
3. Lope Poles LL
4. Walk into Box 360 Walk Out
5. Lope Poles LL
6. Walk into Chute Back Around Corner Walk Out
7. Jog Poles
8. Walk Poles

REINING PATTERN 7

SATURDAY



1. Run at speed to the far end of the arena past the end marker and do a left rollback—no hesitation.
2. Run to the opposite end of the arena past the end marker and do a right rollback—no hesitation.
3. Run past the center marker and do a sliding stop. Back up to the center of the arena or at least ten feet (three meters). Hesitate.
4. Complete four spins to the right. Hesitate.
5. Complete four and one-quarter spins to the left so that horse is facing left wall or fence. Hesitate.
6. Beginning on the right lead, complete three circles to the right: the first two circles large fast; the third circle small and slow. Change leads at the center of the arena.
7. Complete three circles to the left: the first two circles large fast; the third circle small and slow. Change leads at the center of the arena.
8. Begin a large circle to the right but do not close this circle. Run straight down the right side of the arena past the center marker and do a sliding stop at least twenty feet (six meters) from the wall or fence. Hesitate to demonstrate completion of the pattern.

SATURDAY

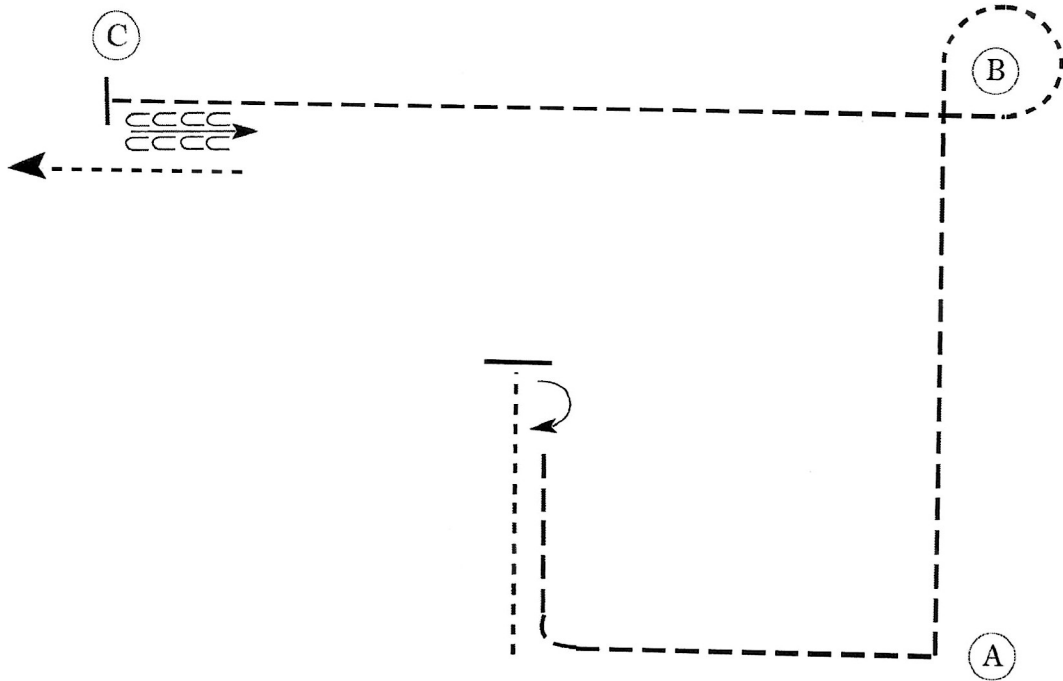
Little River Circuit

W/IT HUNT SEAT EQUITATION & SMALL FRY

Show Date: July 25, 2026

www.HorseShowPatterns.com

www.HorseShowPatterns.com



Be ready halfway between B and C and even with A.

1. Walk to center of pattern.
2. Halt and perform a 180 degree turn on the forehand to the right.
3. Posting trot on the right diagonal toward A and halfway to B.
4. Change diagonals and posting trot on the left diagonal to B.
5. Walk around B.
6. Trot on the left diagonal to C.
7. Halt and back approximately one horse length.

Pattern is over once you have backed. Walk off and follow the instructions of your ring steward.

| | |
|---------------|-----------|
| Walk | ----- |
| Trot | - - - - - |
| Extended Trot | — — — — — |
| Canter | ————— |
| Leg Yield | |
| Lead Change | ↘ |
| Back | ←←←←← |
| Marker | ⊙ B |
| Sidepass | ←←←←← |
| Hand Gallop | — — — — — |

[HSE/WT-74]

Pattern Provided by:

Judges

SATURDAY

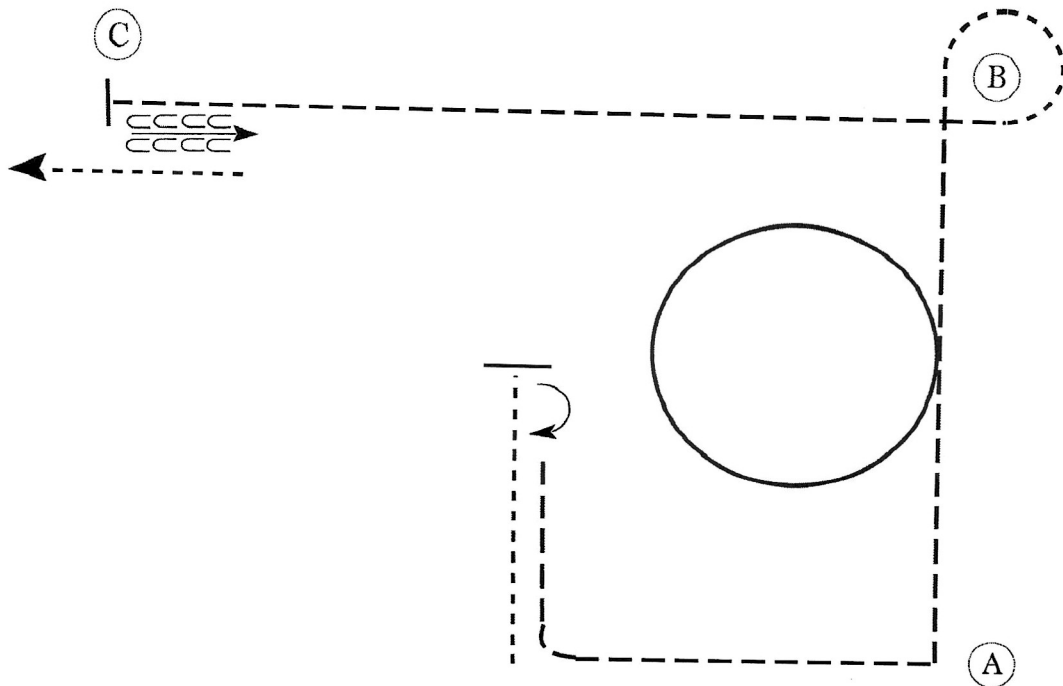
Little River Circuit

STOCK TYPE, LV1 & ROOKIE EQUITATION

Show Date: July 25, 2026

www.horsheshowpatterns.com

www.horsheshowpatterns.com



Be ready halfway between B and C and even with A.

1. Walk to center of pattern.
2. Halt and perform a 180 degree turn on the forehand to the right.
3. Posting trot on the right diagonal toward A and halfway to B.
4. Canter a circle to the left halfway between A and B.
5. Posting trot on the left diagonal to B.
6. Walk around B.
7. Trot on the left diagonal to C.
8. Halt and back approximately one horse length.

Pattern is over once you have backed. Walk off and follow the instructions of your ring steward.

| | |
|---------------|-----------|
| Walk | ----- |
| Trot | - - - - - |
| Extended Trot | ----- |
| Canter | ----- |
| Leg Yield | |
| Lead Change | ↘ |
| Back | ←←←←← |
| Marker | ⊙ B |
| Sidepass | ←←←←← |
| Hand Gallop | ----- |

[HSE/1-74]

Pattern Provided by:
Judges

SATURDAY

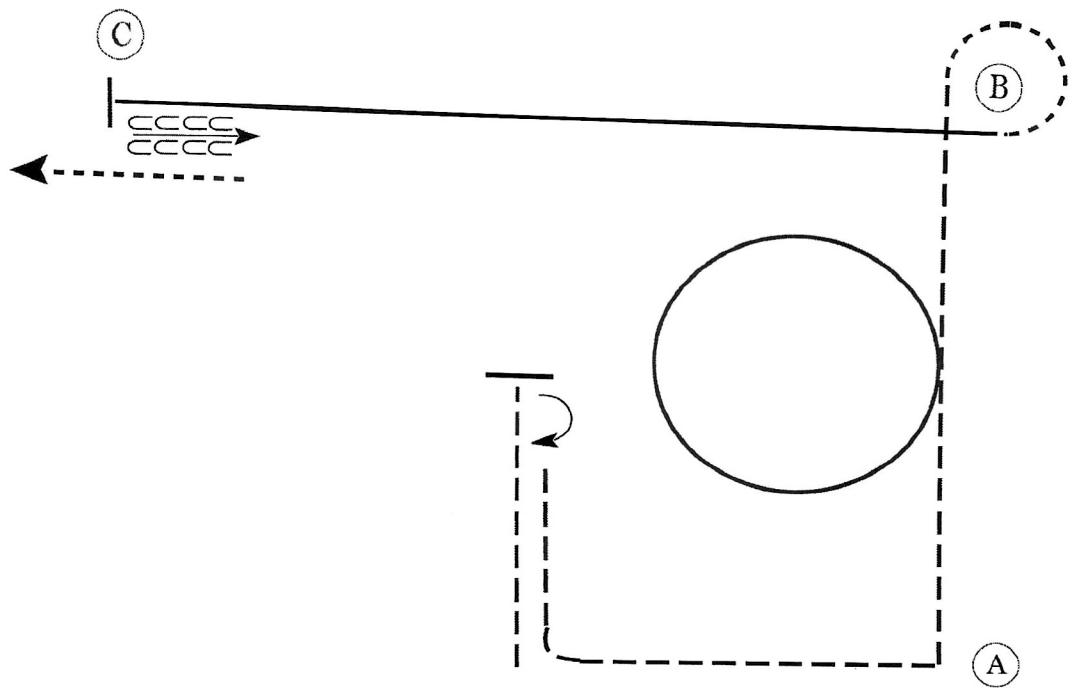
Little River Circuit

YTH, AM, SELECT EQUITATION

Show Date: July 25, 2026

www.HorseShowPatterns.com

www.HorseShowPatterns.com



Be ready halfway between B and C and even with A.

1. Sitting trot to center of pattern.
2. Halt and perform a 180 degree turn on the forehand to the right.
3. Posting trot on the right diagonal toward A and halfway to B.
4. Canter a circle to the left halfway between A and B.
5. Posting trot on the left diagonal to B.
6. Walk around B.
7. Canter on the right lead to C.
8. Halt and back approximately one horse length.

Pattern is over once you have backed. Walk off and follow the instructions of your ring steward.

| | |
|---------------|-------------------------|
| Walk | ----- |
| Trot | - - - - - |
| Extended Trot | — — — — |
| Canter | ————— |
| Leg Yield | |
| Lead Change | ↘ |
| Back | ← C C C C C C C C |
| Marker | ⊙ B |
| Sidepass | ← — — — → |
| Hand Gallop | — — — — |

[HSE/3-74]

Pattern Provided by:
Judges