

*7/26/2026*

*SUNDAY*

*PATTERNS*

*LITTLE RIVER CIRCUIT*

*AQHA & STOCKHORSE*

*Classes*

*Senator Bob Martin Ag*

*Center*

*Williamston, NC*

---

AQHA

# STOCK HORSE Little River Circuit

SUNDAY

SMALL-FRY

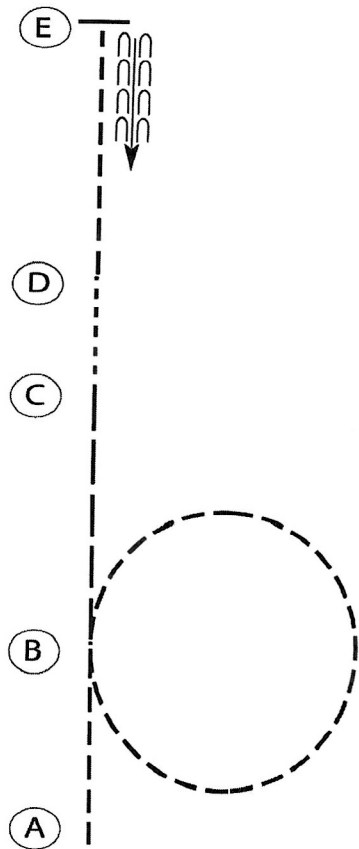
All Walk Trot Horsemanship (Classas 44-45-46-49-50-51-52-53)

Show Date: July 25 & 26, 2026

47, 48

w w w . H o r s e S h o w P a t t e r n s . c o m

w w w . H o r s e S h o w P a t t e r n s . c o m



Be ready at A.

1. Jog from A to B.
2. Jog a circle to the right at B.
3. Extend the jog to C.
4. Walk from C to D.
5. Jog to E.
6. Stop at E and back one horse length

Retire to the rail or line up at a jog.

Walk	-----
Jog	- - - - -
Extended Jog	- - - - -
Lope	—————
Leg Yield	
Lead Change	—/—
Back	← u u u
Marker	(B)
Sidepass	←-----→

[WH/WT-21]

Pattern Provided by:

*The Judges*

# Little River Circuit

SUNDAY

Horsemanship (Classes 54-55-56-57-58-59-60-61-62-63-64)

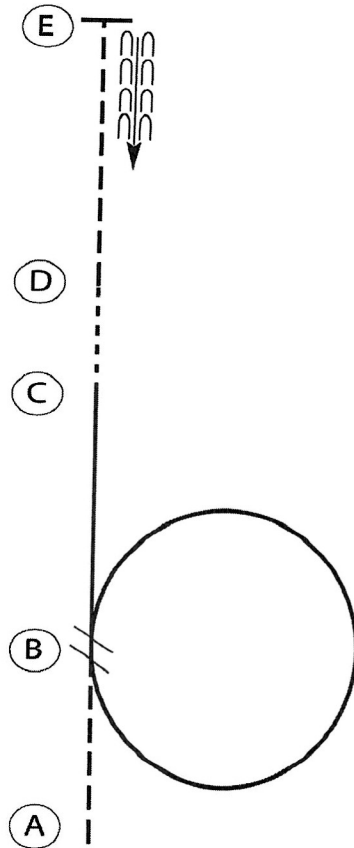
Show Date: July 25 & 26, 2026

W/I/L

www.HorseShowPatterns.com

www.HorseShowPatterns.com

Rookie/NOVICE L-1  
 YOUTH &  
 AMATEUR  
 STOCKHORSE W/I/L  
 YOUTH  
 AMATEUR  
 SELECT



Be ready at A.

1. Jog from A to B.
2. Lope a circle to the right on the right lead.
3. Change leads at B.
4. Lope on the left lead to C.
5. Walk from C to D.
6. Jog from D to E.
7. Stop at E and back one horse length.

Retire to the rail or line up at a jog.

Walk	-----
Jog	-----
Extended Jog	-----
Lope	=====
Leg Yield	
Lead Change	—/—
Back	←←←←←
Marker	(B)
Sidepass	←-----→

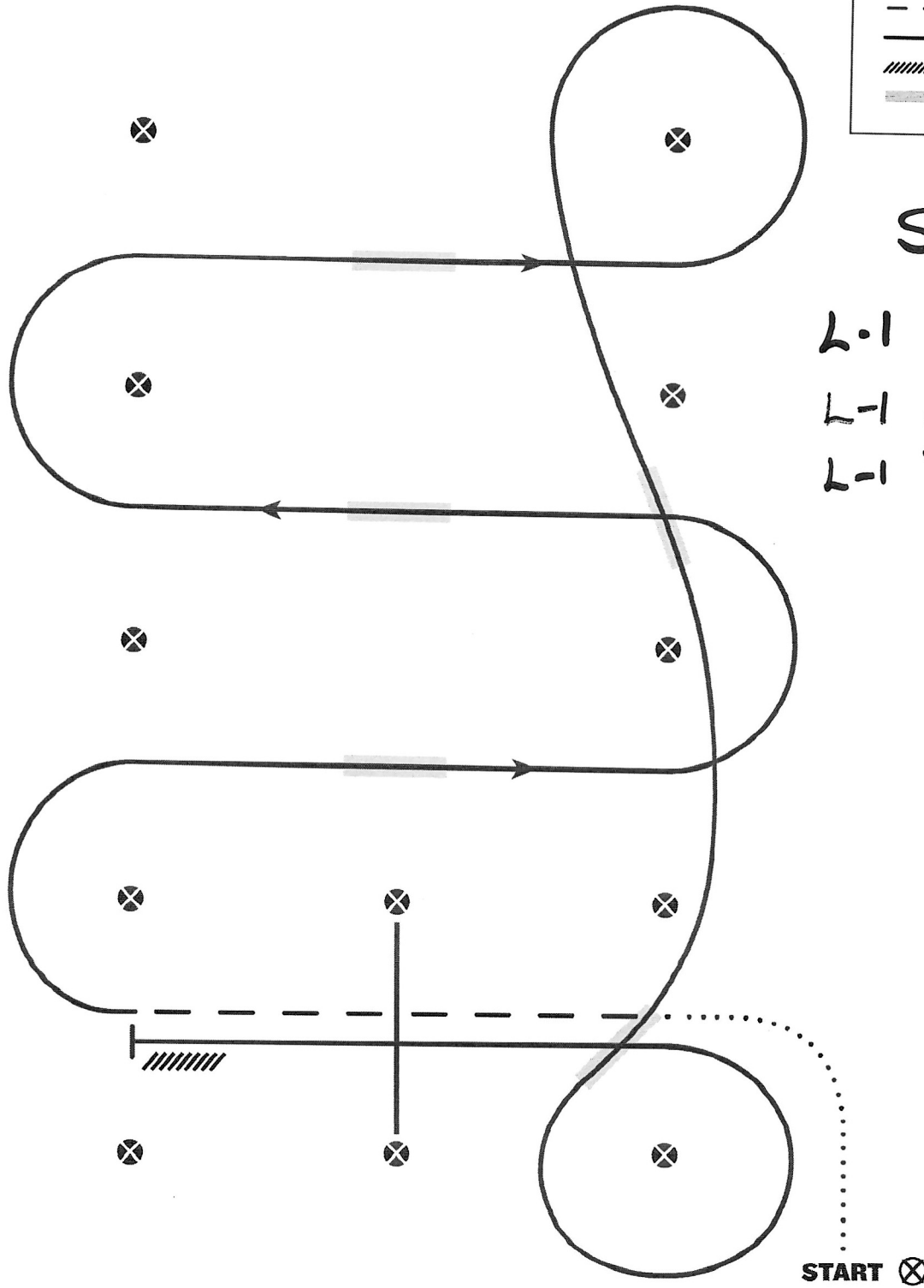
[WH/2-22]

Pattern Provided by:

The Judges

# LEVEL I WESTERN RIDING PATTERN 7

LEGEND	
.....	Walk
- - - -	Jog
————	Lope
//////	Back
————	Lead Changing Area



SUNDAY

L-1 GREEN

L-1 AMATEUR

L-1 YOUTH

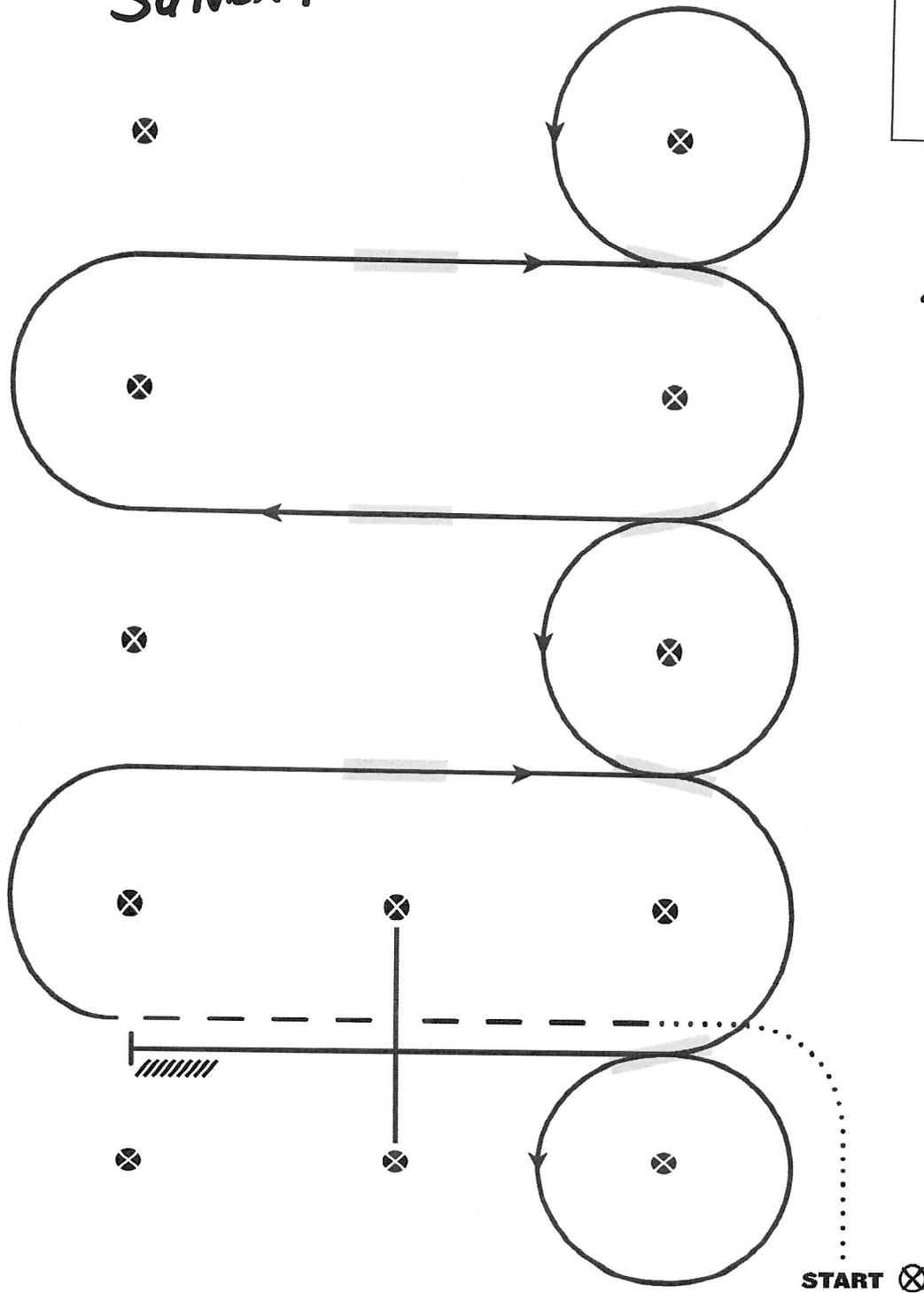
1. Walk at least 15 feet from start cone to the first marker, as drawn, transition to jog, jog over log.
2. Transition to the lope right lead
3. First crossing change
4. Second crossing change
5. Third crossing change
6. Circle & first line change
7. Second line change & circle
8. Lope over log
9. Stop & back

# WESTERN RIDING - PATTERN 7

SUNDAY

LEGEND	
.....	Walk
- - -	Jog
————	Lope
///////	Back
▬	Lead Changing Area

AMATEUR  
YOUTH  
OPEN



1. Walk at least 15 feet from start cone to the first marker, as drawn, transition to jog, jog over log.
2. Transition to the lope right lead
3. First crossing change
4. Second crossing change
5. Third crossing change
6. Circle & first line change
7. Second line change
8. Third line change
9. Fourth line change & circle
10. Lope over log
11. Lope, stop & back

AQHA  
STOCK HORSE  
SMALL FRY

SUNDAY

Little River Circuit

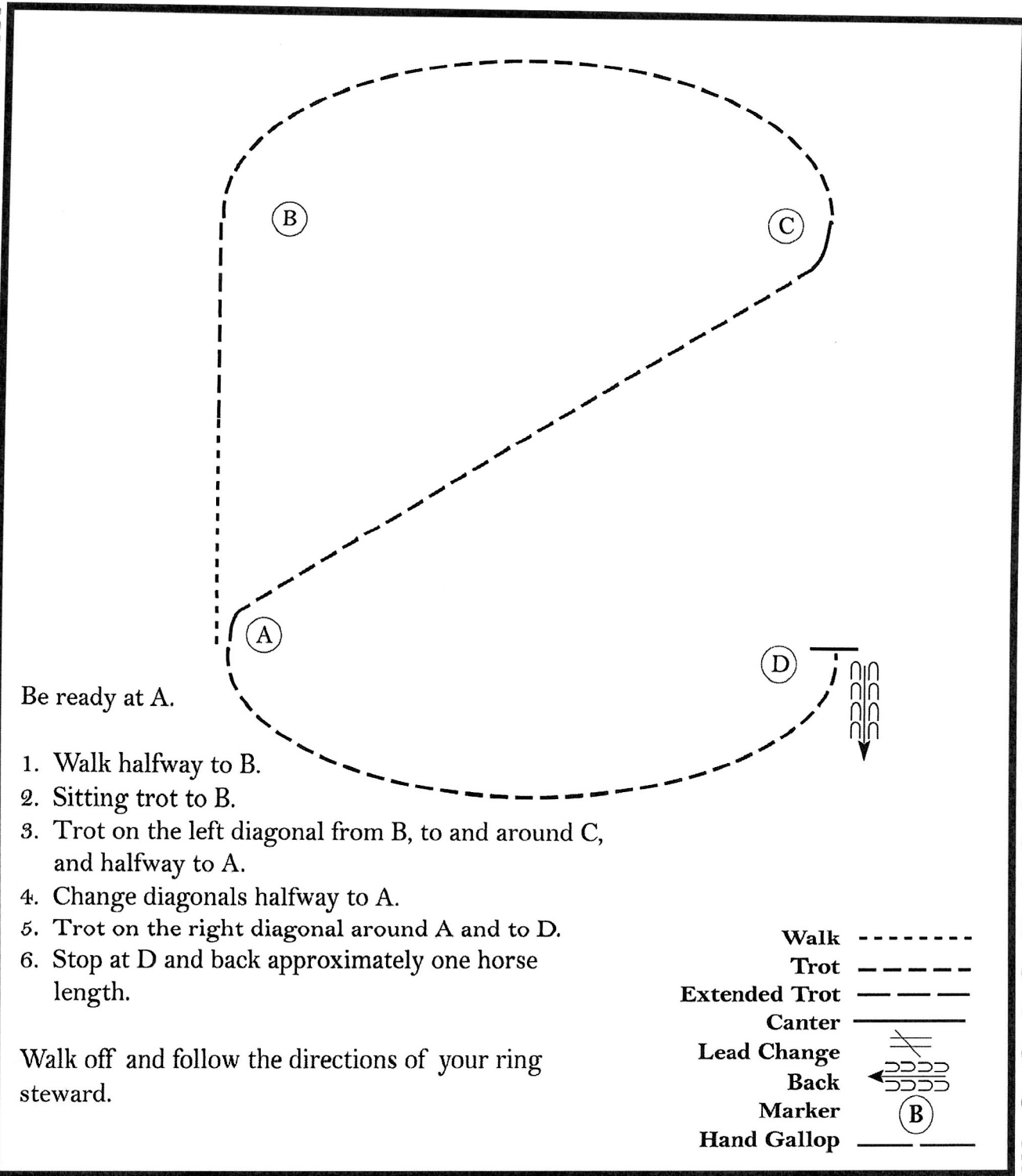
AQHA  
STOCK HORSE  
SMALL-FRY

Walk Trot Equitation (Classes 233-234-235-236-237-238)

Show Date: July 25 & 26, 2026

w w w . H o r s e S h o w P a t t e r n s . c o m

w w w . H o r s e S h o w P a t t e r n s . c o m



Be ready at A.

1. Walk halfway to B.
2. Sitting trot to B.
3. Trot on the left diagonal from B, to and around C, and halfway to A.
4. Change diagonals halfway to A.
5. Trot on the right diagonal around A and to D.
6. Stop at D and back approximately one horse length.

Walk off and follow the directions of your ring steward.

Walk	-----
Trot	- - - - -
Extended Trot	— — — — —
Canter	—————
Lead Change	↗ ↘ ↙ ↚
Back	← ← ← ← ←
Marker	⊙ B
Hand Gallop	—————

[HSE/WT-52]

Pattern Provided by:  
*The Judges*

W/J/L

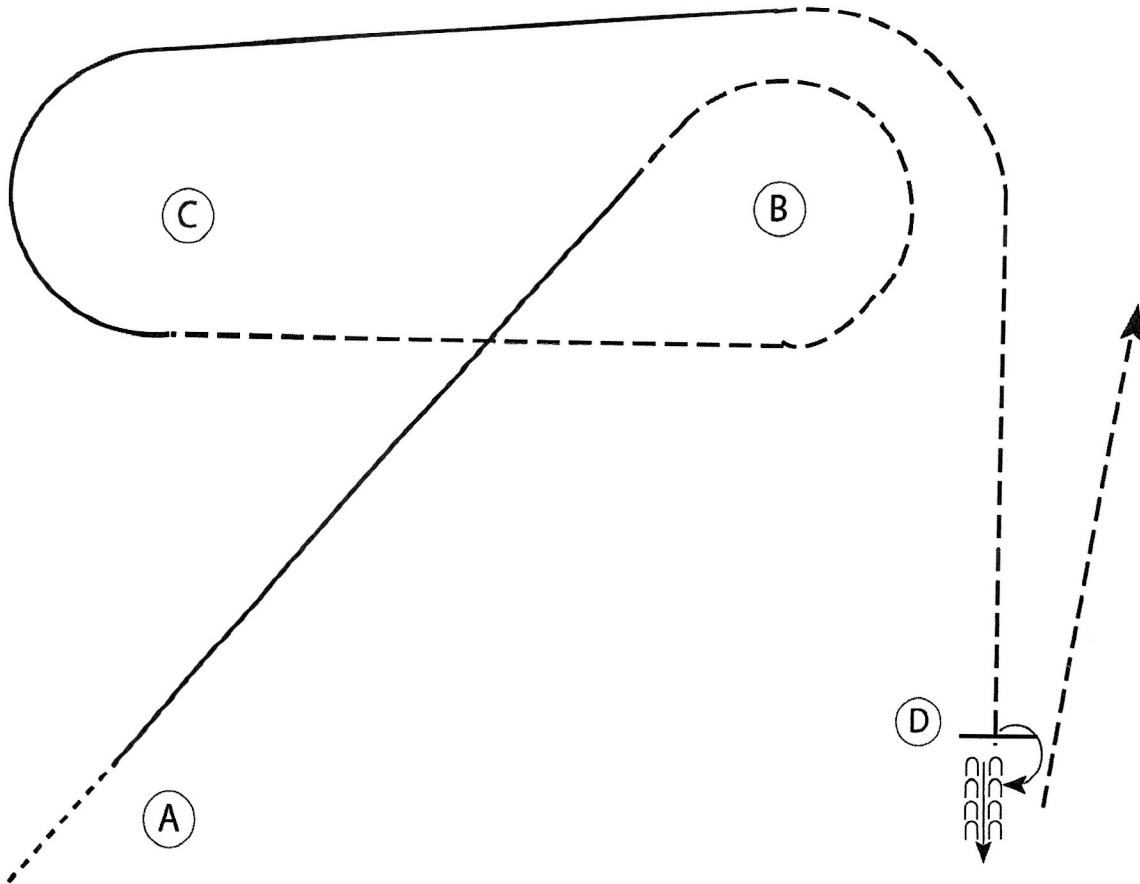
SUNDAY  
Little River Circuit  
Equitation (Classes <sup>245</sup> 246-247-248-249)

YOUTH  
AMATEUR  
SELECT  
STOCK HORSE

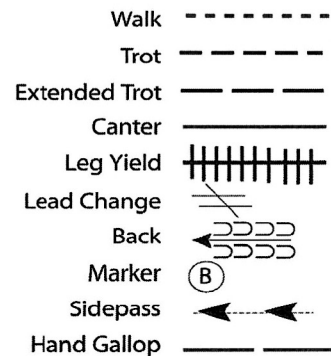
Show Date: July 25 & 26, 2026

www.HorseShowPatterns.com

www.HorseShowPatterns.com



1. Begin before A. Walk to A
2. Canter on the left lead from A to B
3. Posting trot from B to C
4. Canter on the right lead from C to B
5. Posting trot from B to D
6. At D stop and perform a 180 degree turn on the forehand to the right
7. Back one horse length and sitting trot to the exit



[HSE/3-29]

Pattern Provided by:

The Judges

**STOCK HORSE 11-18, NON-PRO**  
**AQHA Little River Circuit**

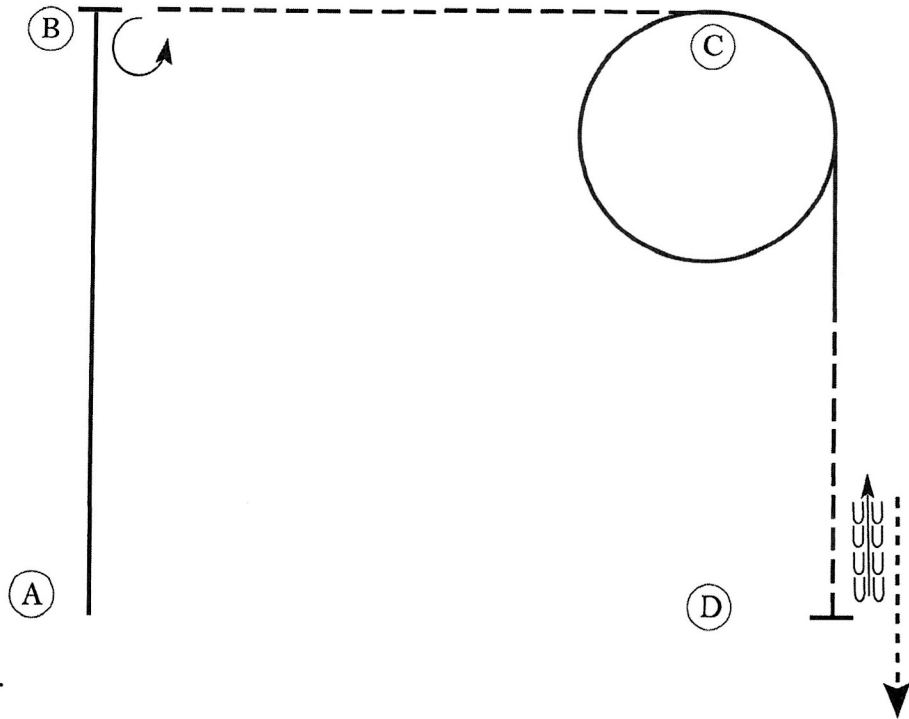
**L-1 NOVICE**  
**& ROOKIE**

*W/J/L*

**Equitation (Classes 239-240-241-242-243-244)**

Show Date: July 25 & 26, 2026

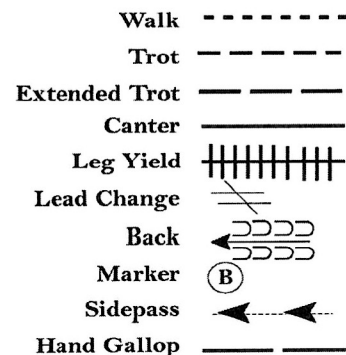
**SUNDAY**



Be ready at A.

1. Canter on the left lead to B.
2. Stop at B and execute a 270 degree turn on the haunches to the left.
3. Posting trot on the right diagonal to C.
4. Canter on the right lead in a circle around C.
5. Continue on the right lead halfway to D.
6. Posting trot on the left diagonal to D.
7. Stop at D and back approximately one horse length.
8. Walk forward to and past D.

Follow the instructions of your ring steward.



www.HorseShowPatterns.com

www.HorseShowPatterns.com

[HSE/2-43]

**Pattern Provided by:**  
*The Judges*